

EN 2746 Three Point Flexural Test of Glass Fibre-Reinforced Plastics

TEST METHOD SUMMARY

Three-point flexure testing of fibre-reinforced composites per EN 2746 is done to determine the relevant property data for material screening or quality control.

The flexure test is performed by placing the specimen symmetrically on the support fixture that is mounted either to a servohydraulic or an electromechanical testing machine. The load is applied to the specimen at mid-span until failure occurs. The specimen deflection can be measured with a deflection measuring device. Properties that are measured include flexural strength, flexural modulus and other aspects of the flexural stress/strain relationship. This standard addresses glass fibre-reinforced plastics for aerospace applications.

Testing solutions for EN 2746 typically include these types of components:

LOAD FRAME OPTIONS*

The MTS Landmark® servohydraulic test systems and MTS Criterion® electromechanical test systems are ideal for performing accurate and repeatable monotonic testing of glass fibre-reinforced plastics per EN 2746.

The innovative frame design of the MTS Landmark system exhibits superior stiffness and alignment capabilities. The test system integrates the latest servohydraulic technology, including precision-machined columns for consistently tight alignment; fatigue-rated MTS actuators with low friction bearings for long service life; and smooth-ramping hydraulic service manifolds for bumpless starts. With the addition of an energy-efficient, SilentFlo™ hydraulic power unit, the MTS Landmark system can provide optimum performance and efficiency.

The MTS Criterion test system features high-resolution MTS digital controls, linear motion guides for superior alignment, high-speed, low vibration MTS electromechanical drives, optional Dual Zone test space for maximizing efficiency and anti-rotation grip/fixture mounting to minimize fixture misalignment.





MTS Landmark®
 Servohydraulic Test Systems



MTS Criterion®
 Electromechanical Universal Test Systems



CHAMBER OPTIONS*

	
<p>MTS Series 651 Environmental Chamber</p>	<p>MTS Advantage™ Environmental Chamber</p>
<ul style="list-style-type: none"> » Temperature range -150°C to 540°C (-240°F to 1000°F) » Designed for MTS Landmark systems » Compatible with video extensometers 	<ul style="list-style-type: none"> » Temperature range of -129°C to 315°C (-200°F to 600°F) » Designed for MTS Criterion systems » Compatible with video extensometers

EXTENSOMETRY OPTIONS*

	
<p>MTS Advantage Video Extensometer (AVX)</p>	<p>MTS Displacement Gage (Model 632.06)</p>
<ul style="list-style-type: none"> » Delivers high quality non-contact deflection measurement » Supports multiple measurement points 	<ul style="list-style-type: none"> » Versatile displacement gage designed for accurate measurement of small deformations » Easy installation via an adjustable mounting block » Gage arm releases in either a positive or negative over-travel situation to help prevent damage » Temperature range of -100°C to 175°C (-150°F to 350°F)

FIXTURE OPTIONS*

	
<p align="center">Model 642 Three- & Four-Point Bend Fixtures</p>	<p align="center">MTS 3-Point Bend Fixtures</p>
<ul style="list-style-type: none"> » Flexible configurations that provide either a line of maximum stress for the three-point setup or a region of constant stress for the four-point setup » 30 kN static force capacity » Fixed loading noses and supports » Precision-machined rollers are made from corrosion-resistant hardened steel for long service life » Adjustable spans feature US Customary and metric scales » Temperature range of -129°C to 177°C (-200°F to 350°F) 	<ul style="list-style-type: none"> » Value-priced fixtures for a wide range of flexural tests » Provides a line of maximum stress » Available in a range of sizes with force capacities of 10 kN and 20 kN » Fixed loading nose and supports » Fast and accurate specimen positioning with centering device » Precision-machined rollers are made from corrosion-resistant hardened steel for long service life » Adjustable lower spans feature metric scales » Temperature range of -70°C to 350° C (-94° F to 662° F)

SOFTWARE OPTIONS*

EN 2746 Three-Point Flexural Test of Glass Fibre-Reinforced Plastics

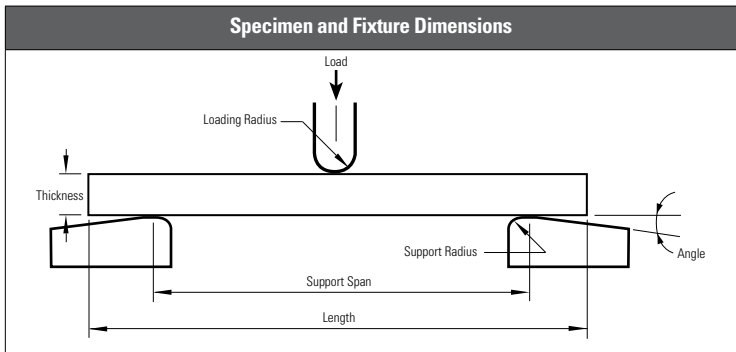
MTS has developed generic composite flexure TestSuite™ TW test templates that can easily be modified to be in compliance with EN 2746 requirements. The templates can support the use of a displacement gage or video extensometer for deflection measurement. Reports can display all of the required calculations including flexural strength, flexural modulus, and other aspects of the flexural stress/strain relationship.

MTS consultants are also available to support your composite applications, test method set-up, data collection and system integration requirements.



*NOTE: This technical note is intended to show some of the popular and more common solutions used for this particular application. Most often, additional options are available and necessary to accomplish your more comprehensive test objectives.

APPENDIX - TEST SPECIMEN DETAIL



Thickness in mm	Width in mm	Length in mm	Support Span in mm	Loading Radius in mm	Support Radius in mm	Angle in°
3	15	60	48	5	2	5



MTS Systems
 14000 Technology Drive
 Eden Prairie, MN 55344-2290 USA
 Telephone: 1-952-937-4000
 Toll Free: 1-800-328-2255
 E-mail: info@mts.com
 www.mts.com

ISO 9001 Certified QMS

MTS, MTS Criterion, SilentFlo, and MTS Landmark are registered trademarks, and MTS TestSuite and MTS Advantage are a trademarks of MTS Systems within the United States. These trademarks may be protected in other countries. RTM No. 211177. Surfalloy is a trademark of Alloying Surfaces Inc.

©2021 MTS Systems
 100-345-198 TMTN_EN2746 Printed in U.S.A. 09/21