



Series 651 Environmental Chambers

For Elastomer Testing

Features

- » High flow capacity fan reduces thermal gradients for more accurate testing
- » Hinged, lift-off doors open to 180 degrees for easy access
- » Small ports provided for transducer cables
- » Cooling available with either liquid nitrogen, mechanical refrigeration, or both
- » Wide temperature range




This accessory to MTS elastomer test systems can help you accomplish your testing with more accurate results. The chamber features rapid heating of the test specimen and grips. Cooling can be achieved by mechanical refrigeration, liquid nitrogen, or both.

The chamber's temperature control is an integral part of the MTS Model 793 Elastomer testing software applications providing easy monitoring and control of heating and cooling. It displays set point, current operating mode, has over-temperature interlocks, and can be readily configured with alternate control modules.

A sealed, multi-pane viewing window lets you monitor the specimen during the test. Inner lining is stainless steel.

A heavy-duty cart lets you move the chamber from system to system as dictated by your testing needs. It features sturdy construction, locking wheels, floor levelers, and a screw driven lifting mechanism that adapts to the height of your test system.

Contact your MTS field sales engineer for information specific to your environmental testing needs.



Environmental Chamber Front View

Plugs for Ports

Elastomer Environmental Chamber Package Provides the Tools You Need

MTS has engineered a variety of accessories included with each chamber that add value, versatility and ease of use features for superior elevated temperature testing of elastomers. These are shown below.

For More Information

Contact your local MTS Field Sales Engineer or MTS office for more information on MTS Environmental Chambers. Or visit our web site at www.mts.com.

Chamber Dimensions and Specifications

MTS Model Number	Temperature Range° C	Interior Dimensions (mm)			Pull Rod Options	Power (KVA)	Port Diameter mm	U-Plug	Ship Weight kg
		W	D	H					
831.10.xx	-100 to 315	356	432	559	15 kN or 25 kN	6.9	100	Yes	180
831.50.xx	-100 to 200	305	305	305	15 kN or 25 kN	4.6	75	No	120

All chambers here are CE certified.
Cooling is achieved using liquid nitrogen (not supplied).



MTS Systems Corporation
14000 Technology Drive
Eden Prairie, MN 55344-2290 USA

Telephone: 1.952.937.4000
Toll Free: 1.800.328.2255
Fax: 1.952.937.4515

E-mail: info@mts.com
www.mts.com
ISO 9001 Certified QMS

Specifications subject to change without notice.

MTS is a registered trademark of MTS Systems Corporation in the United States. This trademark may be protected in other countries. RTM No. 211177.

© 2024 MTS Systems Corporation.
100-044-847c Chamber651 • Printed in U.S.A. • 01/24