

MTS Landmark 200 Hz Elastomer Test System



Perform dynamic characterization of elastomeric components and materials

The MTS Landmark 200 Hz Elastomer Test System is configured specifically for characterizing the dynamic properties of elastomeric materials and components. The system is optimized for frequencies up to 200 Hz and available with maximum force capacities of 15 kN or 25 kN. Each system is a free-standing, self-supporting unit that requires no special foundation. Full systems combine the latest in MTS servohydraulic load frame technology,

versatile FlexTest[®] controls, a wide array of elastomer test application software, and a full selection of grips, fixtures and test environments to meet your specific testing requirements.

MTS Performance

The MTS Landmark 200 Hz Elastomer Test System combines all the high performance attributes that MTS test systems are renowned for into a new highly stiff, ergonomic and easy-to-maintain load frame.

Proven Servohydraulic Technology

MTS Landmark Elastomer Test Systems integrate the latest in MTS servohydraulic technology, including:

- Newly designed MTS 370.10 load frames that feature extremely stiff and lightweight crossheads with high natural frequencies, and precision-machined columns for consistently tight alignment.

- Fatigue-rated MTS actuators, which employ best-in-class MTS load cells, low-friction Annular Step Bearings, and co-axially mounted Linear-variable Displacement Transducers (LVDT).
- Trouble-free SilentFlo[™] hydraulic power units that are quiet enough to be located directly in the laboratory.
- A new family of smooth-ramping hydraulic service manifolds (57, 114 lpm) that feature five-port servo-valves; proportional, local hydraulic station control; close coupled accumulators; and Off-Low-High pressure control.

FlexTest[®] Control

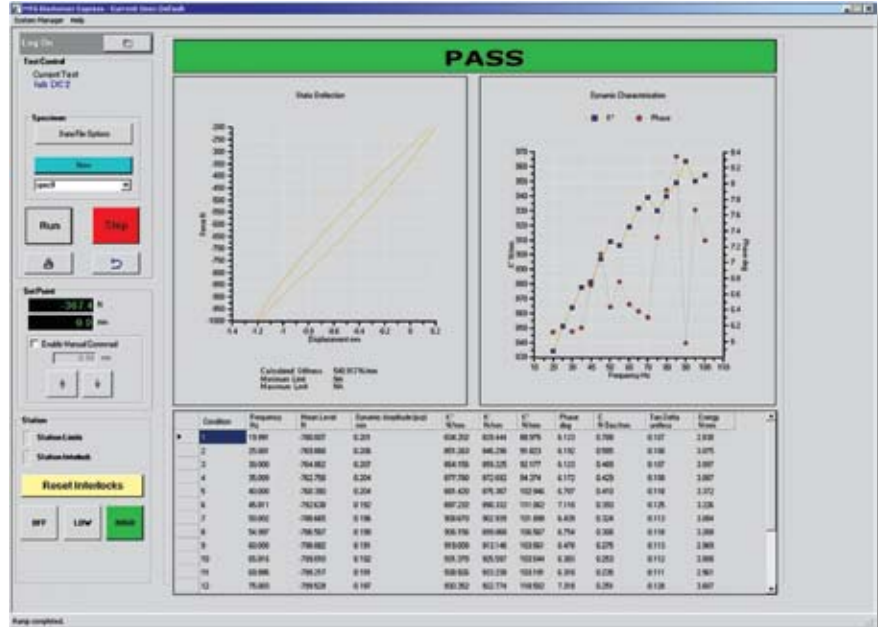
Versatile FlexTest SE, FT40 & FT60 digital controllers provide the flexibility needed to address a full spectrum of testing needs and adapt readily to evolving standards or requirements. Scalable and easy-to-use, FlexTest controllers provide the high-speed closed-loop control, data acquisition, function generation and transducer conditioning.



MTS Elastomer Test Application Software

The MTS Landmark 200 Hz Elastomer Test System accommodates an array of application software packages to help you automate almost every standard or custom elastomer test procedure. Designed specifically for characterizing the dynamic properties and fatigue behavior of elastomeric materials and components, these tightly integrated packages take advantage of the advanced control, calibration, and characterization capabilities inherent in The MTS Landmark System to deliver highly accurate and repeatable test results. Packages include:

- Model 793.17 - Dynamic Property Monitor
- Model 793.30 - Elastomer Express
- Model 793.31 - Dynamic Characterization
- Model 793.32 - Advanced Dynamic Characterization
- Model 793.33 - Static Deflection
- Model 793.35 - Elastomer QC
- Model 793.37 - Resonance Search



Model 793.30 Elastomer Express

Unparalleled MTS Service & Support
 MTS fields the most experienced service, support and consulting staff of any testing solution provider. This global team offers complete lifecycle

management services to maximize the return on your MTS Landmark investment and help you meet your exact test requirements as quickly as possible.

Innovative Cylinder-Centric Design

The MTS Landmark 200 Hz Elastomer Test System employs a Cylinder-Centric load frame design that delivers superior stiffness, alignment and ease-of-maintenance, resulting in more efficient operation and minimal down-time over the life of the system.

Integrated Actuator Beam

The Cylinder-Centric Design approach integrates fatigue-rated MTS actuators directly into a cast steel cross-beam to comprise an Integrated Actuator Beam. This minimizes the number of required joints, yielding a frame that exhibits high axial and lateral stiffness and superior reliability. Easy access to both sides of the cylinder facilitates quick and efficient servicing.

Piloted End-Caps

Precision-machined connections between the actuator cylinder and end-caps guarantee extremely tight

and consistent alignment over the life of the system, adding to the overall reliability of the actuator and eliminating the need for realignment after periodic maintenance.

Direct Actuator Porting

Direct mounting and porting of servovalves on the Integrated Actuator Beam minimizes pressure loss for more efficient delivery of hydraulic power. A single-plane interface provides for high-integrity connections to a new family of high-performance hydraulic service manifolds.

Leading-Edge Ergonomics

The MTS Landmark 200 Hz Elastomer Test System features a user-friendly testing environment that emphasizes operator well-being and simplifies test setup and operation, enabling operators to safely and reliably perform more tests with fewer damaged or misaligned specimens.

Intuitive, Centralized Controls


MTS Landmark controls are designed to keep operators focused on the test space while setting-up tests. Conveniently located to eliminate any need for awkward bending and long reaching, they feature easy-to-turn handles and clear, universally-understood labeling.

Enhanced Safety Features

MTS Landmark Systems provide a standard level of safety that exceeds the guidelines of CE and other organizations:

- *Automated Crosshead Positioning* provides tight control of crosshead lifting and lowering to ensure safe operation and reduce test setup time
- *An Actuator Velocity Limiting Circuit* restricts the actuator's speed as it moves into test position, preventing unexpected motion that could injure operators
- *Positive Specimen Gripping* for both the upper and lower grips ensures that specimens are attached securely and won't slip during testing.

Model 370 Load Frame Features



Column-Stiffening Tie Bar

Extremely Stiff, Lightweight Cross-head

Automated Crosshead Positioning

- Double-Acting Cylinders
- Optional Powered Crosshead Locks

MTS Accessories

Grips, fixtures and test environments

Precision-Machined Columns

Large, Durable Work Surface

Intuitive, Centralized Controls

- Conveniently positioned system controls
- Easy-to-turn handles clear, universal labeling
- Crosshead Positioning Controls
- Velocity Limiting Switch
- Ergonomic handset

661 Load Cell

- High output, fully fatigue-rated
- Noise-reducing wiring
- Temperature compensation
- Low hysteresis and long-term stability
- Accommodates all MTS grips, fixtures and platens

Integrated Actuator Beam

- Fully fatigue-rated
- Direct Actuator Porting
- Low-friction Annular Step Bearings
- Coaxially mounted Linear Variable Differential Transducers (LVDTs)
- Piloted End-caps

Smooth-Ramping Hydraulic Service Manifolds


- Optional local filter
- Protective guard
- One or two 5-Port Servovalves
- Actuator Velocity Limiting Circuit

Wide, Stable Footprint

Pneumatic/Elastomeric Vibration Isolation Mounts

Other Available Options

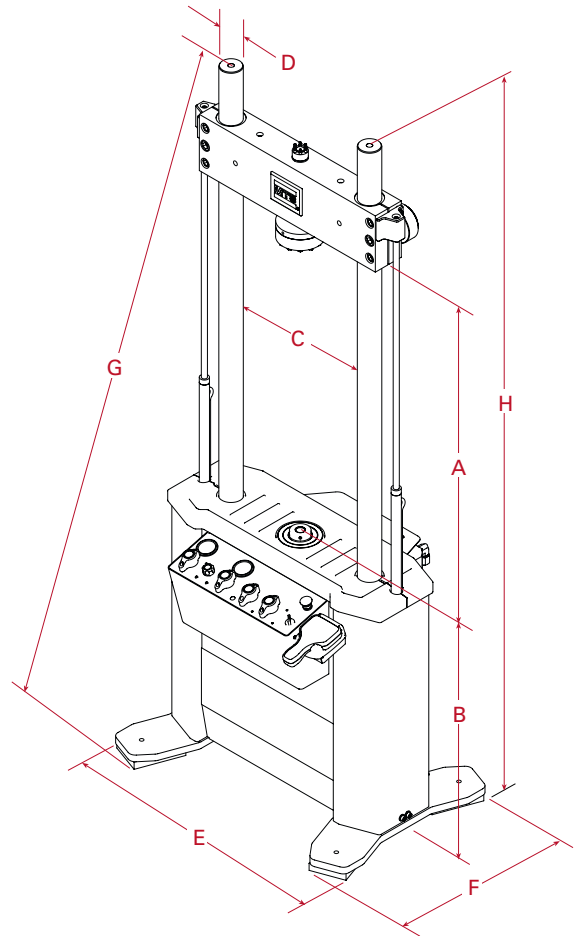
- Test area enclosure
- Actuator Anti-Rotation
- Low force transducers
- Environmental chamber
- Quality control operator panel
- Light curtain



Load Frame Specifications	Diagram Detail	Units	Model 370.10
Force Capacity (rated dynamic force)		kN (kip)	100 (22)
Available actuator ratings		kN (kip)	15, 25 (3.3, 5.5)
Dynamic Stroke		mm (in)	50 (2)
Min vertical test space *	A	mm (in)	76.2 (3)
Max vertical test space *	A	mm (in)	881.4 (34.7)
Working height	B	mm (in)	932 (36.7)
Column spacing	C	mm (in)	533.4 (21.0)
Column diameter	D	mm (in)	76.2 (3.00)
Base width	E	mm (in)	1018 (40.1)
Base depth	F	mm (in)	698 (27.5)
Diagonal clearance	G	mm (in)	2159 (85.0)
Overall height - standard	H	mm (in)	2042 (80.4)
Stiffness **		N/m (lb/in)	467 x 10 ⁶ (2.66 x 10 ⁷)
Weight		kg (lb)	635 (1400)

* Measured with actuator piston fully retracted.

** Measured at crosshead height of 750 mm (29.5 in)



Highly Efficient Workspace

MTS Landmark Systems set a new standard for workspace accessibility and convenience:

- The 370.10 load frame stand features a wide footprint, enabling operators to install fixtures and specimens while maintaining an ergonomic body position.
- The compact system handset features a clear test status display, precision controls for fine actuator positioning and an ergonomic design for both right- and left-handed operators.

Streamlined System Procurement

The MTS Landmark 200 Hz Elastomer Test System features a straightforward system configuration methodology that allows you to quickly specify the mix of performance factors, standard available options, and MTS testing accessories appropriate for your particular test program and budget.

To Learn More

Contact your local MTS sales engineer today to learn how the configurable, high-performing MTS Landmark 200 Hz Elastomer Test System can meet and exceed your elastomeric material and component test requirements – now and well into the future.

MTS Systems Corporation
 14000 Technology Drive
 Eden Prairie, MN 55344-2290 USA
 Toll Free: 1-800-328-2255
 Fax: 1-952-937-4515
 E-mail: info@mts.com
 www.mts.com

MTS and FlexTest are registered trademarks and Elastomer Express, MTS Landmark and SilentFlo are trademarks of MTS Systems Corporation within the United States. These trademarks may be protected in other countries. RTM No. 211177.

© 2008 MTS Systems Corporation.
 100-193-633 LandmarkElastomer Printed in U.S.A. 2/08